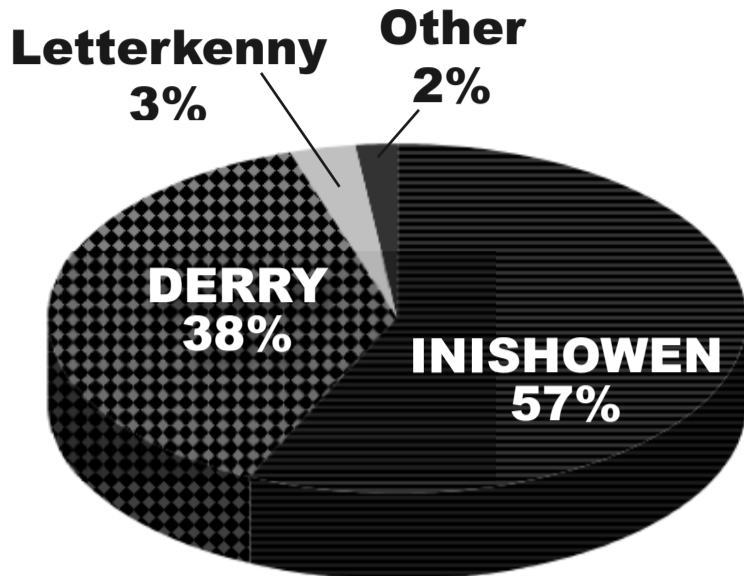


**independent survey**

INISHOWEN  
INDEPENDENT  
**2009**  
LOCAL SURVEY

**INISHOWEN SHOPPING HABITS**



“WHERE DOES YOUR FAMILY DO THE BULK OF ITS WEEKLY SHOPPING?”

**Most people still shop in Inishowen**

WHILE A LARGE number of people from Inishowen do the bulk of their weekly shopping in Derry, the vast majority continue to do the bulk of their shopping in the peninsula according to the figures obtained in the opinion poll last week.

When asked where their family did the bulk of its weekly shopping, 56% of those who were surveyed indicated that they did their weekly shopping in Inishowen.

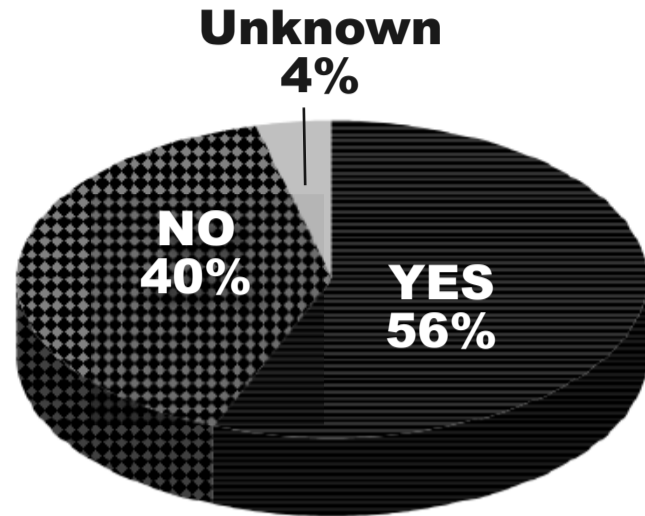
This will come as a huge boost for hard-

pressed traders in Inishowen who have been trying to get their message across to consumers that there is good value to be found in the peninsula.

However there will be some concern that 40% of those who took part in the survey indicated that they did the bulk of their weekly shopping in Derry.

This compares to a figure of just 3% who indicated that they did the bulk of their weekly shopping in Letterkenny.

**BROADBAND AVAILABILITY**



“HAVE YOU A BROADBAND SERVICE IN YOUR HOME?”

**Over 50% say they have broadband at home**

INISHOWEN may have a larger percentage of homes with broadband connections than some may realise according to the figures showing in the opinion poll conducted by the *Inishowen Independent* last week.

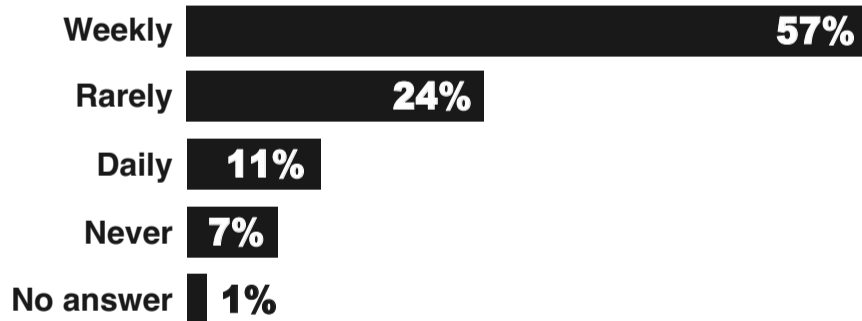
The poll found that 56% of those who were surveyed have got a broadband connection in their home.

However 40% of those surveyed indicated that they do not have broadband and taken in

context of the entire population of the peninsula, that would mean a huge number of homes have yet to avail of a broadband connection.

The largest number of those who indicated that they do not have a broadband connection in their home came from those in the over 45 age bracket with those in the 31-45 age bracket most likely to have broadband in their home.

**CHURCH ATTENDANCE**



“DO YOU ATTEND CHURCH SERVICES . . . DAILY, WEEKLY, RARELY OR NEVER?”

**Vast majority attend church services weekly**

THE VAST majority of people in Inishowen attend church services at least on a weekly basis according to our opinion poll, which shows that 57% of those surveyed saying they attend church services weekly.

That compares to just 7% of those surveyed who said they never attend at all, while 1% of those polled gave no answer.


Indeed while there are many who lament the declining influence of religion on today's society, it would seem that the vast majority of people in Inishowen attend church services, even if not on a regular basis.

While just 11% of those polled say they attend on a daily basis, 24% of those who took part in the survey said they did attend but attended rarely.

Perhaps not surprisingly of those who said they attended on a daily basis, the vast majority were in the over 45 age group with more women than men indicating that they attend church services.

Only a small number of males and females in the 18-30 category indicated that they never attend church services, less than males and females in the 31-45 category.

**SOCIAL WELFARE PAYMENTS**



“AT €204 PER WEEK FOR A SINGLE PERSON DO YOU THINK DOLE PAYMENTS ARE . . . TOO HIGH, JUST RIGHT OR TOO LOW?”

**Dole payments are 'just right'**

THE MAJORITY of the people who responded to our opinion poll believe that the dole payment of €204 per week for a single person is 'just right.'

Those surveyed were asked if the payment was too high, too low or just right.

In response 47% said they felt that the amount paid to a single person on the dole was

just right.

In comparison 32% felt that the amount being paid was too high, the majority of those coming from those in the over 45 age bracket.

18% of those who were surveyed felt that the amount being paid was too low, again the majority coming from those in the over 45 age bracket.